

Reading Inventory (Assessment) Instructions

- 1) In Google Chrome, go to <https://h100006664.education.scholastic.com/HMHCentralGateway/>
Or, click on the link from the district/school website

Sometimes, this screen pops up first. If it does, enter **85326** and **BUCKEYE UNION HIGH SCHOOL DISTRICT**, not a previous school name.



Enter the zip code of your school or any school within your district and click OK. This will help us direct you to your designated server.

School Zip Code

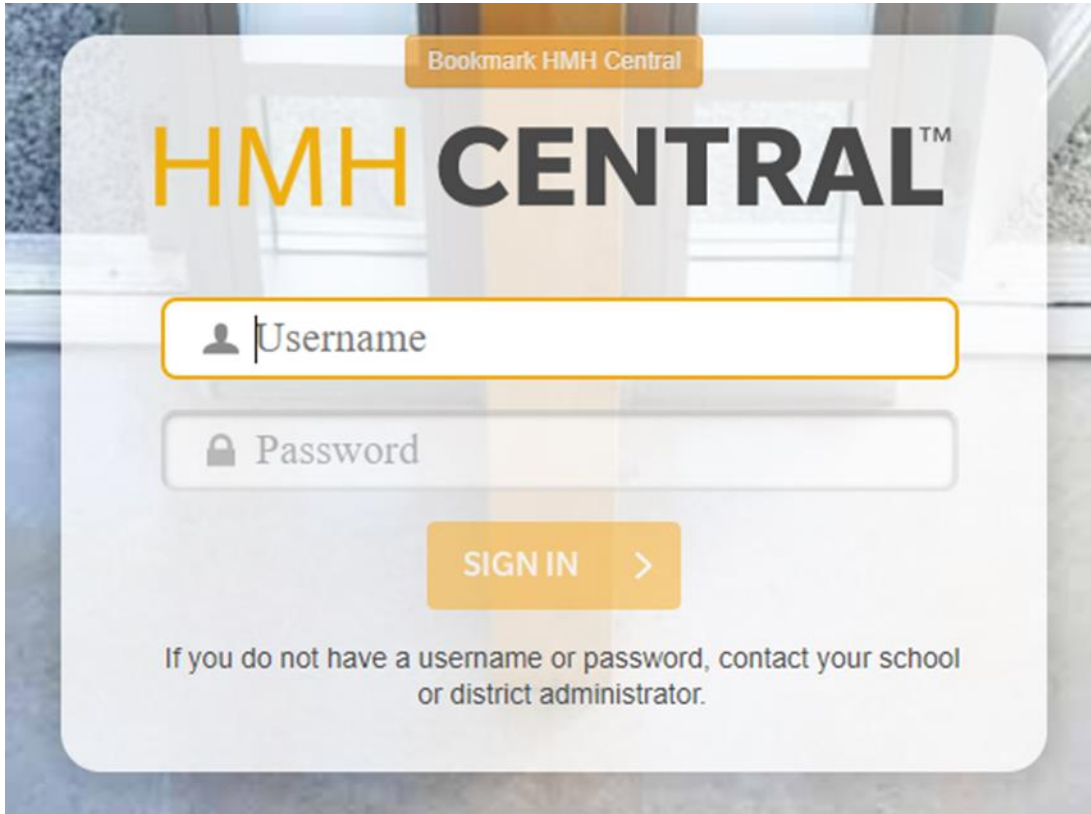
Select Your District

Don't see your district?

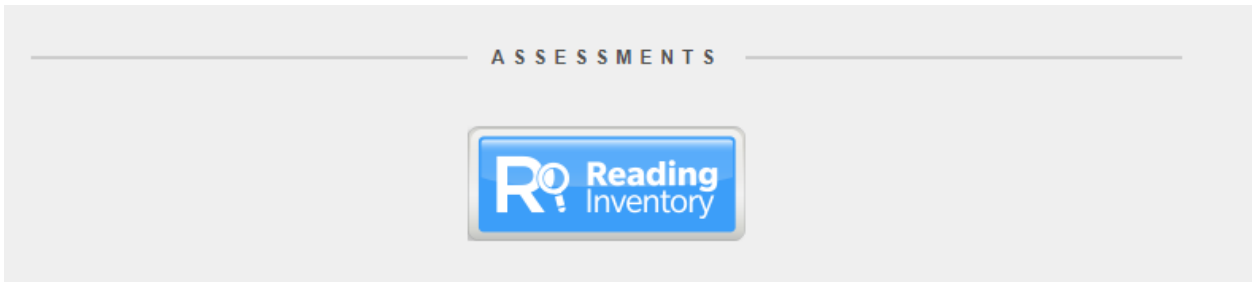
Educator Web Access is available to schools and districts that have purchased hosting services or one of our subscription products.

Confirm your district has purchased these services or call customer service at 1-877-234-7323 to learn more.

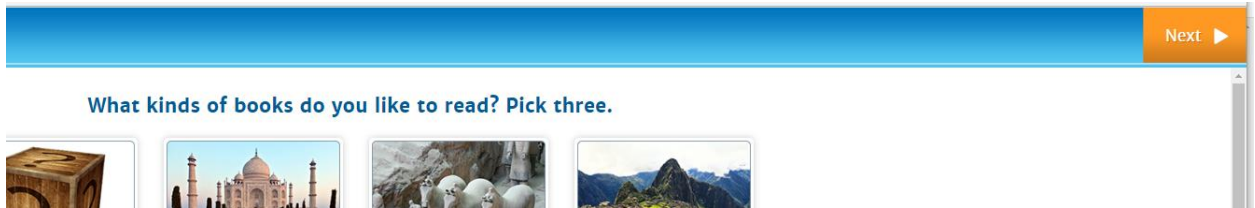
- 2) Enter the user name and password that was provided to you.



- 3) Click on the blue icon that says, "Reading Inventory"



- 4) The system will ask you to choose three types of books you like to read. After you choose, click the orange “Next” icon.



- 5) The directions will be read aloud. Once you understand the directions, click the orange “Next” icon. It is important to note that the assessment will allow you to skip three questions.

Directions

For each item, you will read a passage, then complete a sentence about what you read.

Select the word that best completes the sentence by clicking on it with a mouse.

When you are ready, you can move on to the next question by clicking on the “Next” button with a mouse.

If you would like to skip a question, click on the “Skip” button. You are allowed to skip three questions.

- 6) Take your time, read each question and answer thoroughly before selecting your answer. Once the test is complete, your score will be sent to guidance for placement.

TROUBLESHOOTING

- 1) <https://h1000006664.education.scholastic.com/HMHCentralGateway/> usually redirects to <https://idp-awsprod1.education.scholastic.com/idp/> either link SHOULD work. If one does not work, try the other and vice versa. If the system indicates network issues, try using a different browser (Edge, Chrome). If you still have issues, contact Robin York at ryork@buhds.org. Include the error message.
- 2) Be sure to use the user name and password unique to BUHSD. The student may have been enrolled in HMH Reading Inventory at their current school. They need to ensure that they are logging in under BUHSD using the user name and passwords provided to them.
- 3) There should not be problems with network traffic, but if there is, please contact ryork@buhds.org